

## ARG59801 anti-EFTUD2 antibody

Package: 100 µl  
Store at: -20°C

### Summary

Product Description	Rabbit Polyclonal antibody recognizes EFTUD2
Tested Reactivity	Hu, Ms, Rat
Tested Application	ICC/IF, IHC-P, IP, WB
Host	Rabbit
Clonality	Polyclonal
Isotype	IgG
Target Name	EFTUD2
Species	Human
Immunogen	Recombinant fusion protein corresponding to aa. 1-205 of Human EFTUD2 (NP_004238.3).
Conjugation	Un-conjugated
Alternate Names	Snrp116; 116 kDa U5 small nuclear ribonucleoprotein component; Snu114; U5-116 kDa; U5-116KD; Elongation factor Tu GTP-binding domain-containing protein 2; MFDGA; U5 snRNP-specific protein, 116 kDa; SNU114 homolog; SNRNP116; MFDM; hSNU114

### Application Instructions

Application table	Application	Dilution
	ICC/IF	1:50 - 1:200
	IHC-P	1:50 - 1:200
	IP	1:50 - 1:200
	WB	1:500 - 1:2000
Application Note	* The dilutions indicate recommended starting dilutions and the optimal dilutions or concentrations should be determined by the scientist.	
Positive Control	Mouse spleen and HeLa	
Observed Size	120 kDa	

### Properties

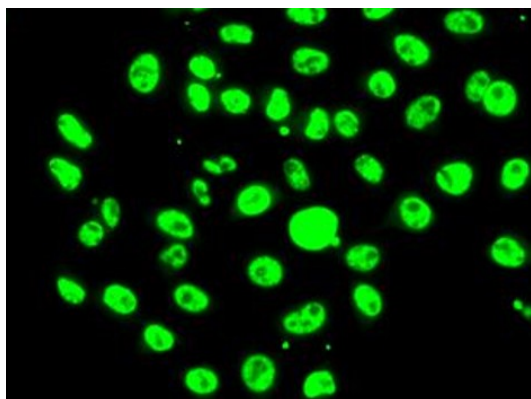
Form	Liquid
Purification	Affinity purified.
Buffer	PBS (pH 7.3), 0.02% Sodium azide and 50% Glycerol.
Preservative	0.02% Sodium azide
Stabilizer	50% Glycerol

Storage instruction	For continuous use, store undiluted antibody at 2-8°C for up to a week. For long-term storage, aliquot and store at -20°C. Storage in frost free freezers is not recommended. Avoid repeated freeze/thaw cycles. Suggest spin the vial prior to opening. The antibody solution should be gently mixed before use.
Note	For laboratory research only, not for drug, diagnostic or other use.

## Bioinformation


Gene Symbol	EFTUD2
Gene Full Name	elongation factor Tu GTP binding domain containing 2
Background	This gene encodes a GTPase which is a component of the spliceosome complex which processes precursor mRNAs to produce mature mRNAs. Mutations in this gene are associated with mandibulofacial dysostosis with microcephaly. Multiple transcript variants encoding different isoforms have been found for this gene. [provided by RefSeq, Apr 2012]
Function	Component of the U5 snRNP and the U4/U6-U5 tri-snRNP complex required for pre-mRNA splicing. Binds GTP. [UniProt]
Calculated Mw	109 kDa
Cellular Localization	Nucleus. [UniProt]

## Images




ARG59801 anti-EFTUD2 antibody ICC/IF image

Immunofluorescence: U2OS cells stained with ARG59801 anti-EFTUD2 antibody.



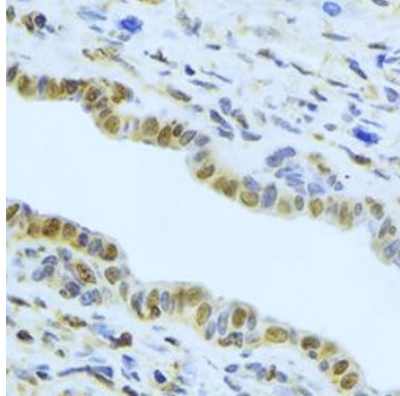
ARG59801 anti-EFTUD2 antibody WB image

Western blot: 25 µg of Mouse spleen and HeLa cell lysates stained with ARG59801 anti-EFTUD2 antibody at 1:2000 dilution.



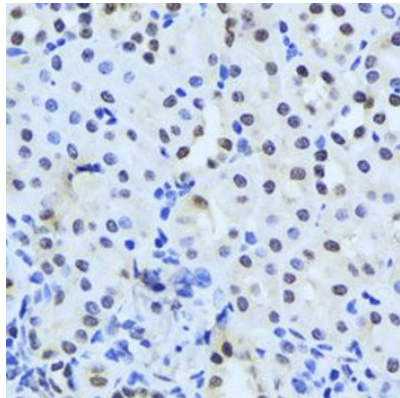
#### ARG59801 anti-EFTUD2 antibody IP image

Immunoprecipitation: 100 µg extracts of 293T cells immunoprecipitated and stained with ARG59801 anti-EFTUD2 antibody at 1:1000 dilution.



#### ARG59801 anti-EFTUD2 antibody IHC-P image

Immunohistochemistry: Paraffin-embedded Rat liver stained with ARG59801 anti-EFTUD2 antibody at 1:100 dilution.



#### ARG59801 anti-EFTUD2 antibody IHC-P image

Immunohistochemistry: Paraffin-embedded Mouse kidney stained with ARG59801 anti-EFTUD2 antibody at 1:100 dilution.