

ARG44090 anti-SOX10 antibody

Package: 50 µg
Store at: -20°C

Summary

Product Description	Rabbit Polyclonal recognizes SOX10
Tested Reactivity	Hu, Ms, Rat
Tested Application	FACS, ICC/IF, WB
Host	Rabbit
Clonality	Polyclonal
Isotype	IgG
Target Name	SOX10
Species	Human
Immunogen	Human SOX10 recombinant protein (Position: R178-L301).
Conjugation	Un-conjugated
Alternate Names	WS4C; PCWH; DOM; Transcription factor SOX-10; WS2E; WS4

Application Instructions

Application table	Application	Dilution
	FACS	1 - 3 µg/10 ⁶ cells
	ICC/IF	5 µg/ml
	WB	0.25 - 0.5 µg/ml

Application Note The dilutions indicate recommended starting dilutions and the optimal dilutions or concentrations should be determined by the scientist.

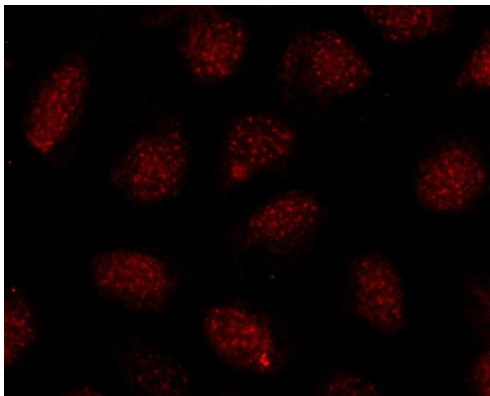
Properties

Form	Liquid
Purification	Affinity purification with immunogen.
Buffer	0.9% NaCl, 0.2% Na ₂ HPO ₄ , 0.05% Sodium azide and 4% Trehalose.
Preservative	0.05% Sodium azide
Stabilizer	4% Trehalose
Concentration	0.5 mg/ml
Storage instruction	For continuous use, store undiluted antibody at 2-8°C for up to a week. For long-term storage, aliquot and store at -20°C or below. Storage in frost free freezers is not recommended. Avoid repeated freeze/thaw cycles. Suggest spin the vial prior to opening. The antibody solution should be gently mixed before use.
Note	For laboratory research only, not for drug, diagnostic or other use.

Bioinformation

Gene Symbol	SOX10
Gene Full Name	SRY (sex determining region Y)-box 10
Background	SOX10 is a member of the SOX (SRY-related HMG-box) family of transcription factors involved in the regulation of embryonic development and in the determination of the cell fate. The encoded protein may act as a transcriptional activator after forming a protein complex with other proteins. This protein acts as a nucleocytoplasmic shuttle protein and is important for neural crest and peripheral nervous system development. Mutations in this gene are associated with Waardenburg-Shah and Waardenburg-Hirschsprung disease. [provided by RefSeq, Jul 2008]
Function	SOX10 is a transcription factor that plays a central role in developing and mature glia. Specifically activates expression of myelin genes, during oligodendrocyte (OL) maturation, such as DUSP15 and MYRF, thereby playing a central role in oligodendrocyte maturation and CNS myelination. Once induced, MYRF cooperates with SOX10 to implement the myelination program. Transcriptional activator of MITF, acting synergistically with PAX3 (PubMed:21965087). [UniProt]
Calculated Mw	50 kDa
Cellular Localization	Cytoplasm. Nucleus. Mitochondrion outer membrane; Peripheral membrane protein; Cytoplasmic side. [UniProt]

Images



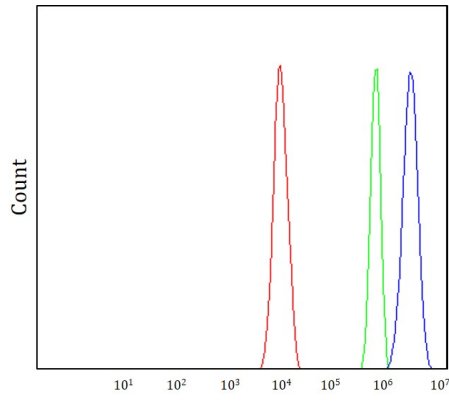
ARG44090 anti-SOX10 antibody ICC/IF image

Immunofluorescence: U2OS stained with ARG44090 anti-SOX10 antibody at 5 µg/ml dilution.



ARG44090 anti-SOX10 antibody WB image

Western blot: A375 stained with ARG44090 anti-SOX10 antibody at 0.5 µg/mL dilution.



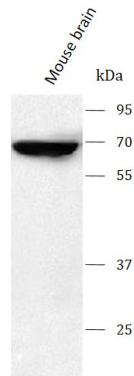
ARG44090 anti-SOX10 antibody FACS image

Flow Cytometry: PC-3 stained with ARG44090 anti-SOX10 antibody at 1 µg/10⁶ cells dilution.



ARG44090 anti-SOX10 antibody WB image

Western blot: Rat brain stained with ARG44090 anti-SOX10 antibody at 0.5 µg/mL dilution.



ARG44090 anti-SOX10 antibody WB image

Western blot: Mouse brain stained with ARG44090 anti-SOX10 antibody at 0.5 µg/mL dilution.