

ARG41957 anti-SOX10 antibody

Package: 50 µg
Store at: -20°C

Summary

Product Description	Rabbit Polyclonal antibody recognizes SOX10
Tested Reactivity	Rat
Tested Application	IHC-P, WB
Host	Rabbit
Clonality	Polyclonal
Isotype	IgG
Target Name	SOX10
Species	Human
Immunogen	An 18 amino acid peptide near the N-terminus of Human SOX10.
Conjugation	Un-conjugated
Alternate Names	WS4C; PCWH; DOM; Transcription factor SOX-10; WS2E; WS4

Application Instructions

Application table	Application	Dilution
	IHC-P	5 - 20 µg/ml
	WB	1 - 2 µg/ml
Application Note	* The dilutions indicate recommended starting dilutions and the optimal dilutions or concentrations should be determined by the scientist.	
Positive Control	Rat heart	
Observed Size	~ 54 kDa	

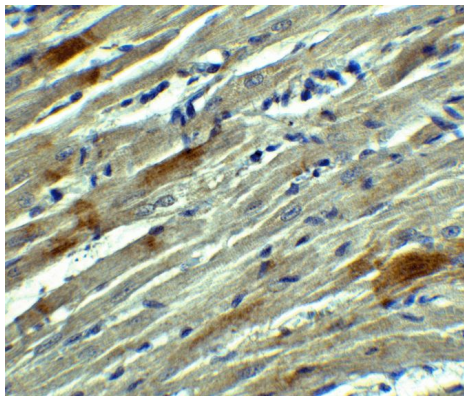
Properties

Form	Liquid
Purification	Affinity purification with immunogen.
Buffer	PBS and 0.02% Sodium azide.
Preservative	0.02% Sodium azide
Concentration	1 mg/ml
Storage instruction	For continuous use, store undiluted antibody at 2-8°C for up to a week. For long-term storage, aliquot and store at -20°C or below. Storage in frost free freezers is not recommended. Avoid repeated freeze/thaw cycles. Suggest spin the vial prior to opening. The antibody solution should be gently mixed before use.
Note	For laboratory research only, not for drug, diagnostic or other use.

Bioinformation

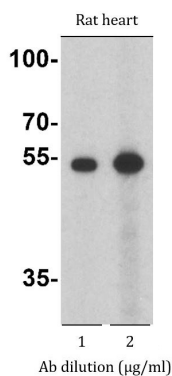
Gene Symbol	SOX10
Gene Full Name	SRY (sex determining region Y)-box 10
Background	SOX10 is a member of the SOX (SRY-related HMG-box) family of transcription factors involved in the regulation of embryonic development and in the determination of the cell fate. The encoded protein may act as a transcriptional activator after forming a protein complex with other proteins. This protein acts as a nucleocytoplasmic shuttle protein and is important for neural crest and peripheral nervous system development. Mutations in this gene are associated with Waardenburg-Shah and Waardenburg-Hirschsprung disease. [provided by RefSeq, Jul 2008]
Function	SOX10 is a transcription factor that plays a central role in developing and mature glia. Specifically activates expression of myelin genes, during oligodendrocyte (OL) maturation, such as DUSP15 and MYRF, thereby playing a central role in oligodendrocyte maturation and CNS myelination. Once induced, MYRF cooperates with SOX10 to implement the myelination program. Transcriptional activator of MITF, acting synergistically with PAX3 (PubMed:21965087). [UniProt]
Calculated Mw	50 kDa
Cellular Localization	Cytoplasm. Nucleus. Mitochondrion outer membrane; Peripheral membrane protein; Cytoplasmic side. [UniProt]

Images



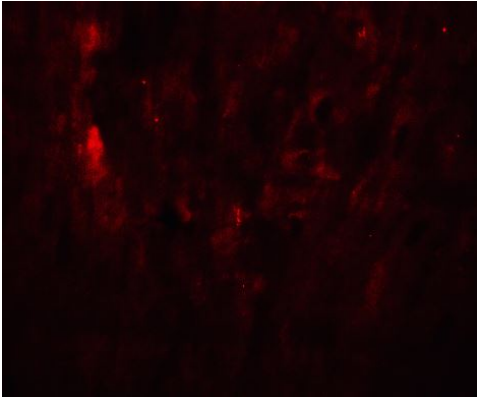
ARG41957 anti-SOX10 antibody IHC-P image

Immunohistochemistry: Paraffin-embedded Rat heart tissue stained with ARG41957 anti-SOX10 antibody at 5 $\mu\text{g}/\text{ml}$ dilution.



ARG41957 anti-SOX10 antibody WB image

Western blot: Rat heart lysates stained with ARG41957 anti-SOX10 antibody at 1 and 2 $\mu\text{g}/\text{ml}$ dilution.



ARG41957 anti-SOX10 antibody IHC image

Immunohistochemistry: Rat heart tissue stained with ARG41957 anti-SOX10 antibody at 20 µg/ml dilution.