

ARG40774 anti-dsDNA antibody [AE-2]

Package: 50 µg
Store at: -20°C

Summary

Product Description	Mouse Monoclonal antibody [AE-2] recognizes dsDNA
Tested Reactivity	Hu
Tested Application	FACS, IHC-P
Specificity	This antibody recognizes double-stranded deoxyribonucleic acid (dsDNA), but may demonstrate some cross-reactivity with single-stranded deoxyribonucleic acid (ssDNA).
Host	Mouse
Clonality	Monoclonal
Clone	AE-2
Isotype	IgG3, kappa
Target Name	dsDNA
Species	Human
Immunogen	Nuclei of Burkitt's cells.
Conjugation	Un-conjugated

Application Instructions

Application table	Application	Dilution
	FACS	1 - 2 µg/10 ⁶ cells
	IHC-P	1 - 2 µg/ml
Application Note	IHC-P: Antigen Retrieval: Boil tissue section in 10 mM Citrate buffer (pH 6.0) for 10-20 min, followed by cooling at RT. * The dilutions indicate recommended starting dilutions and the optimal dilutions or concentrations should be determined by the scientist.	

Properties

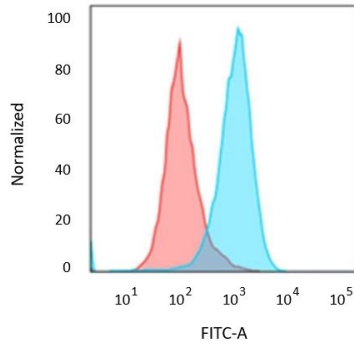
Form	Liquid
Purification	Purification with Protein G.
Buffer	PBS, 0.05% Sodium azide and 0.1 mg/ml BSA.
Preservative	0.05% Sodium azide
Stabilizer	0.1 mg/ml BSA
Concentration	0.2 mg/ml
Storage instruction	For continuous use, store undiluted antibody at 2-8°C for up to a week. For long-term storage, aliquot and store at -20°C or below. Storage in frost free freezers is not recommended. Avoid repeated freeze/thaw cycles. Suggest spin the vial prior to opening. The antibody solution should be gently mixed

before use.

Note

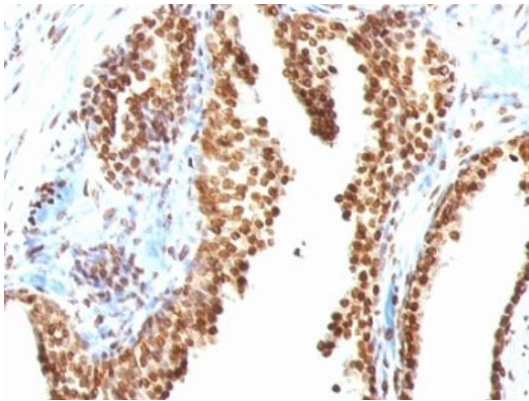
For laboratory research only, not for drug, diagnostic or other use.

Images



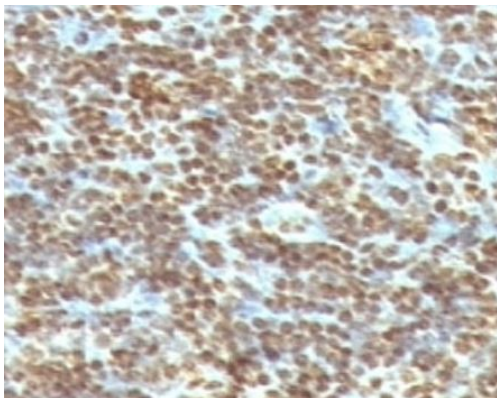
ARG40774 anti-dsDNA antibody [AE-2] FACS image

Flow Cytometry: Fixed and permeabilized Jurkat cells stained with ARG40774 anti-dsDNA antibody [AE-2] (blue) or isotype control (red).



ARG40774 anti-dsDNA antibody [AE-2] IHC-P image

Immunohistochemistry: Formalin-fixed and paraffin-embedded Human colon carcinoma stained with ARG40774 anti-dsDNA antibody [AE-2]. Antigen Retrieval: Boil tissue section in 10 mM Citrate buffer (pH 6.0) for 10-20 min followed by cooling at RT.



ARG40774 anti-dsDNA antibody [AE-2] IHC-P image

Immunohistochemistry: Formalin-fixed and paraffin-embedded Human tonsil stained with ARG40774 anti-dsDNA antibody [AE-2]. Antigen Retrieval: Boil tissue section in 10 mM Citrate buffer (pH 6.0) for 10-20 min followed by cooling at RT.