

## ARG22404 Goat anti-Mouse IgG antibody (HRP), pre-adsorbed

Package: 500 µl  
Store at: 4°C

### Summary

Product Description	HRP-conjugated Goat Polyclonal antibody recognizes Mouse IgG
Tested Reactivity	Ms
Species Does Not React With	Hu
Tested Application	ELISA, ELISPOT, IHC-Fr, IHC-P, WB
Specificity	Reacts with Mouse IgG1, IgG2a, IgG2b, and IgG3 as demonstrated by ELISA, FLISA, and Flow cytometry. Minimal cross reactivity with Human immunoglobulins.
Host	Goat
Clonality	Polyclonal
Isotype	IgG
Target Name	IgG
Species	Mouse
Immunogen	Mouse IgG
Conjugation	HRP

### Application Instructions

Pre Adsorbed Mouse IgM and IgA; Human immunoglobulins and pooled sera.

#### Application table

Application	Dilution
ELISA	1:4000 - 1:8000
ELISPOT	Assay-dependent
IHC-Fr	Assay-dependent
IHC-P	Assay-dependent
WB	Assay-dependent

Application Note \* The dilutions indicate recommended starting dilutions and the optimal dilutions or concentrations should be determined by the scientist.

### Properties

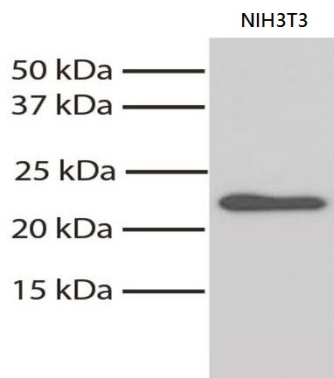
Form	Liquid
Purification	Affinity purification with immunogen.
Buffer	50% PBS (pH 7.4) and 50% Glycerol
Stabilizer	50% Glycerol
Storage instruction	Aliquot and store in the dark at 2-8°C. Keep protected from prolonged exposure to light. Avoid repeated freeze/thaw cycles. Suggest spin the vial prior to opening. The antibody solution should be

gently mixed before use.

Note

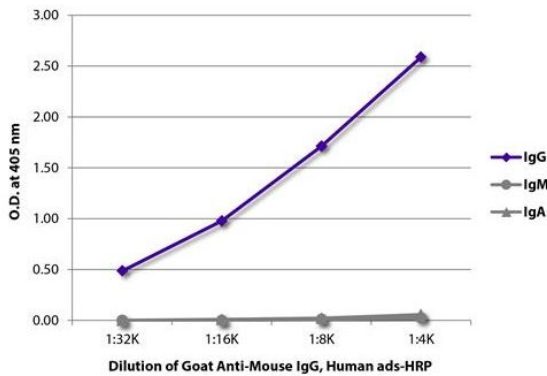
For laboratory research only, not for drug, diagnostic or other use.

## Images




ARG22404 Goat anti-Mouse IgG antibody (HRP), pre-adsorbed WB image

Western blot: NIH3T3 total cell lysates stained with ARG22306 anti-Bax antibody [6A7]. Secondary antibody: ARG22404 Goat anti-Mouse IgG antibody (HRP), pre-adsorbed.



ARG22404 Goat anti-Mouse IgG antibody (HRP), pre-adsorbed ELISA image

ELISA: Titration curve of ARG22404 Goat anti-Mouse IgG antibody (HRP), pre-adsorbed in ELISA. Antigen: Purified mouse IgG, IgM, and IgA.



ARG22404 Goat anti-Mouse IgG antibody (HRP), pre-adsorbed WB image

Western blot: Purified Human IgG stained with Mouse anti-Human IgG Fc. Secondary antibody: ARG22404 Goat anti-Mouse IgG antibody (HRP), pre-adsorbed.